






LoVo ΔEpCAM cells were generated from the human colon cancer cell line LoVo by CRISPR followed by clonal selection. The loss of surface EpCAM expression was confirmed by flow cytometry (Figure 1).

Storage
Store vial in liquid nitrogen immediately upon receipt.
Formulation
Cells are cryopreserved in 0.5 ml - 1 ml of 90% FBS + 10% DMSO.
Thaw Protocol
Partially immerse the vial in a 37°C water bath with gentle shaking until most of the medium is thawed. In a tissue culture hood, add 1 ml of pre-warmed culture medium into the vial and immediately transfer the contents of the vial to a centrifuge tube containing 5-10 ml of pre-warmed culture medium. Centrifuge the tube at room temperature for 5 minutes, aspirate the supernatant and suspend the cell pellet in 5-10 ml of pre-warmed culture medium.
Culture Protocol
LoVo ΔEpCAM is an adherent cell line. Culture the cells in DMEM containing 10% FBS using a humidified incubator set to 5% CO ₂ . When the cell monolayer is nearly confluent, use trypsin-EDTA to detach the cells from the culture flask and immediately neutralize the trypsin by adding fresh, pre-warmed culture medium to the cells. Cells should be passaged at least twice per week.
Notices & Disclaimer
ProMab Biotechnologies products are intended for laboratory research purposes only, not for use in humans. This product is not for resale and may not be transferred to a third party without written consent from ProMab Biotechnologies, Inc. To purchase this product, you must accept the terms and conditions of ProMab Biotechnologies' Material Transfer Agreement (MTA).

All products are for research use only

Discover more | ProMab.com



 2600 Hilltop Dr, Building B, Richmond, CA 94806
 1.866.339.0871 |  info@promab.com
 510.740.3625 |  customerservice@promab.com



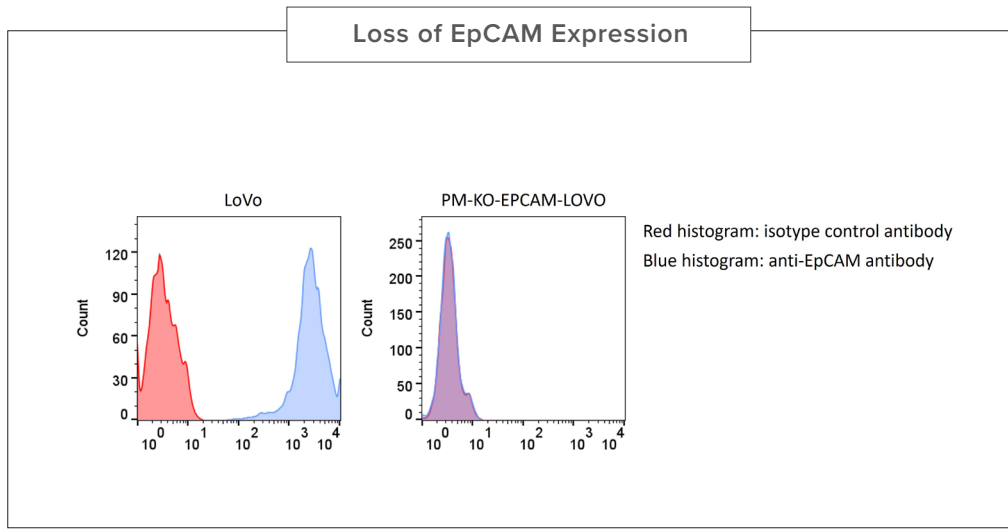


Figure 1. PM-KO-EPCAM-LOVO cells and parental LoVo cells were stained with an antibody specific for EpCAM and an isotype control antibody. The EpCAM antibody bound to LoVo cells but did not bind to PM-KO-EPCAM-LOVO cells.

All products are for research use only

Discover more | ProMab.com



📍 2600 Hilltop Dr, Building B, Richmond, CA 94806
 ☎ 1.866.339.0871 | ✉ info@promab.com
 📞 510.740.3625 | ✉ customerservice@promab.com

